



**CEILING RADIATION DAMPER WITH REGISTER BOX ASSEMBLY**

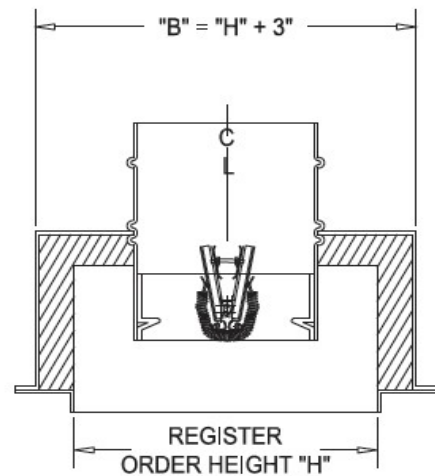
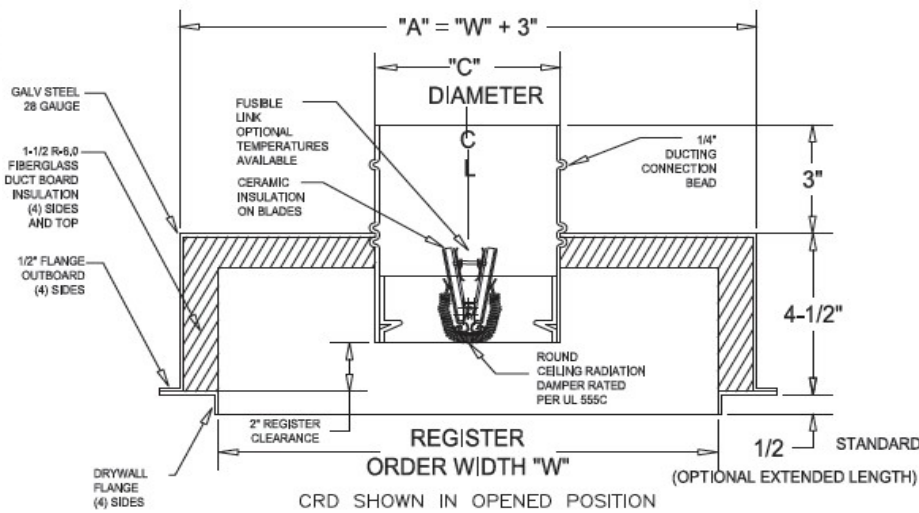
**MODEL:  
CRD55-BT-6.0  
CRD55-EA-BT-6.0**



**APPLICATION**

Model CRD55-BT-6.0 / CRD55-EA-BT-6.0 is a 1-Hour rated CRD/Register Box assembly. The damper is UL fire rated for Ceiling/Floor and Ceiling/Roof Assemblies L528, L558, L562, L563, L574, L585, M562, P533, P544, P545, P547, and P580. Contact us for additional applicable Ceiling/Floor and Ceiling/Roof Assemblies.

**TYPE CRD: "ROUND"**



**CEILING RADIATION DAMPER**

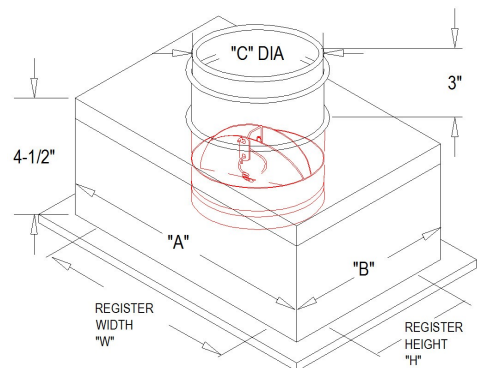
- Fusible Link: 165°F standard (options are available)
- Blades: 22 Ga. galvanized steel  
Ceramic Fiberglass Cover (for total blade area > 80 sq. in.)
- Frame: Roll formed 22 Ga. galvanized steel

**PLENUM BOX**

- Outer Box: 26 Ga. galvanized steel
- Collar: Roll formed 26 Ga. galvanized steel with roll formed 1/4" beading
- Insulation: Duct liner 1-1/2" thick (R-6.0)
- "C" Diameter provided nominal order diameter

**NOTES:**

- Available in stainless steel.
- Available with extended length drywall flange.
- CRD55-EA-BT minimum collar diameter is 6".
- Register/Grill (steel) supplied by other.
- Ceramic insulation is not required on dampers with areas less than 80 SQ/IN and is optional. Dampers above 80 SQ/IN will be provided with blade insulation.
- **Meets UL263, NFPA 90A requirements.**



Model CRD 55-EA-BT SHOWN

Minimum Size (WxH)	Maximum Size (WxH)
7"x7"x4" (collar)	16"x16"x12" (collar)

INSTALLATION INSTRUCTIONS AND THE PRODUCTS SPECIFIED, ARE IN CONFORMANCE TO ALL OF UNDERWRITERS LABORATORIES REQUIREMENTS 555C



B1, 4/F., Luen Ming Hing Factory Building  
36 Mok Cheong St.,  
To Kwa Wan, Kowloon, H. K.  
Tel: 852-2760-4188 Fax: 852-2760-4177  
Email: tatanlexyim@lloydasia.com



231 Commerce Dr. Montgomeryville, PA 18936  
Tel: 215-412-4445 Fax: 215-412-4409  
Email: lloydind@firedamper.com

138 Industrial Loop West, Orange Park, FL 32073  
Tel: 904-541-1655 Fax: 904-541-1657  
Email: lloydind1@firedamper.com

Website: www.firedamper.com