



# EXTRUDED ALUMINUM LOUVER

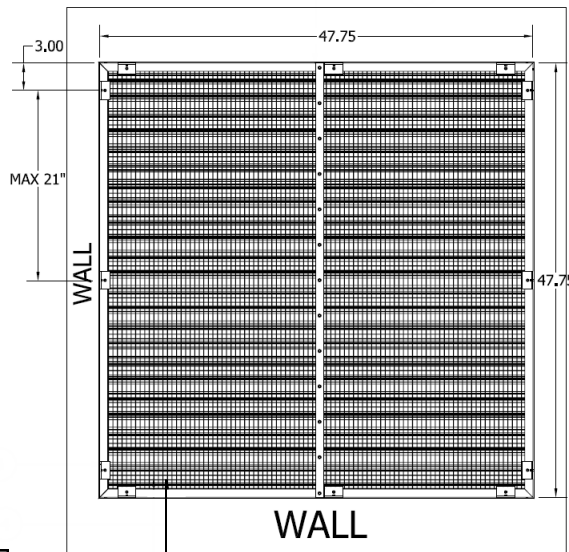
**MODEL: 4-SRF**

**IMPACT RESISTANT LOUVER**  
**Miami Dade Approved-NOA No. 13-0207.04**

## INSTALLATION INSTRUCTION

### APPLICATION

The 4-SRF Louver with Flange Frame is a Miami-Dade Qualified and Florida Product Approved. It must be installed in accordance with the installation instruction shown below. 4-SRF is structurally calculated to withstand positive and negative wind-loads up to  $\pm 100$ PSF.

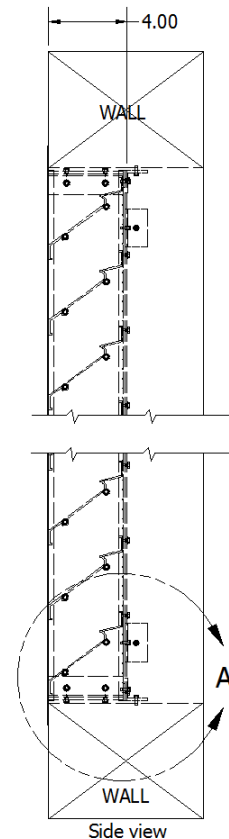
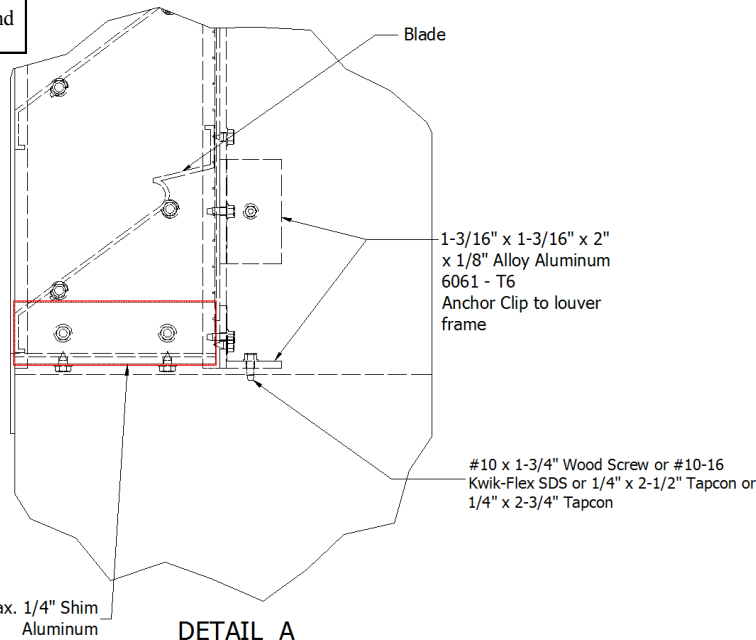


### FASTENER QUANTITIES

MAX INSIDE DIMENSION L x W	NO. FASTENERS - SUBSTRATE TYPE		
	WOOD	CONC.	STEEL
18"x18"	8	8	8
24"x24"	8	8	8
30"x30"	12	12	12
36"x36"	12	12	12
42"x42"	12	12	12
48"x48"	12	12	12

FASTENER SPACING: 3" FROM CORNERS  
MAX 21" O.C.

The screen secures to the interior of the frame using snap-fit extruded aluminum stops and #10x3/4" long self-tapping hex head screws. The screws located at the head, sill and jambs are located at each end and spaced 7" on center



231 Commerce Dr. Montgomeryville, PA 18936  
Tel: 215-412-4445 Fax: 215-412-4409  
Email: lloydind@firedamper.com

138 Industrial Loop West, Orange Park, FL 32073  
Tel: 904-541-1655 Fax: 904-541-1657  
Email: lloydind1@bellsouth.net

B1, 4/F., Luen Ming Hing Factory Building  
36 Mok Cheong St.,  
To Kwa Wan, Kowloon, H. K.  
Tel: 852-2760-4188 Fax: 852-2760-4177  
Email: tatanlexyim@lloydasia.com



Website: www.firedamper.com