



## EXTRUDED ALUMINUM LOUVER

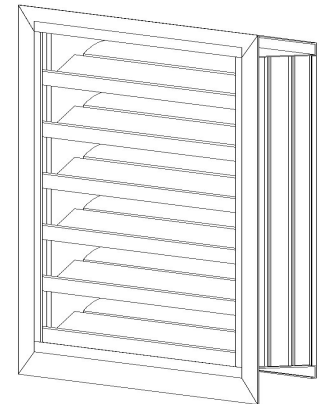


**MODEL: 4-DLF 33°**

**4" DEPTH DRAINABLE FLANGED  
FRAME LOUVER**

### APPLICATION

The 4-DLF 33° is a 4" deep drainable flanged frame louver designed for protection of higher air intake and exhaust velocities openings in building exterior walls. The blade design for the 4-DLF 33° performs better to channel water to the jambs which then directs the water to escape at the sill



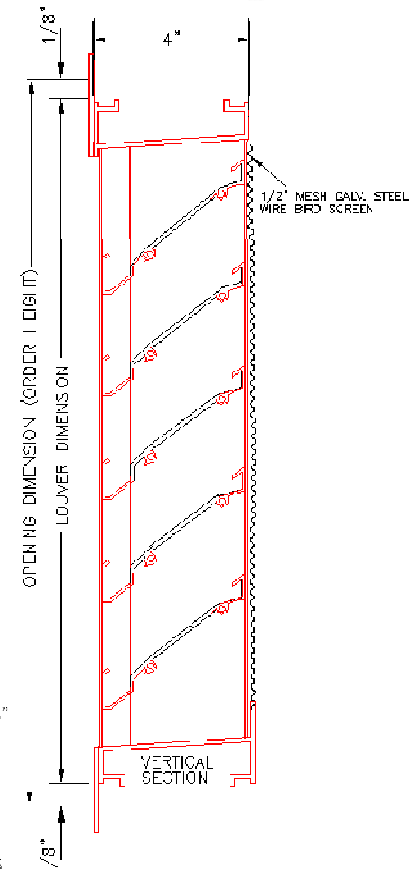

### SPECIFICATIONS

- Frame:** 0.081 thick extruded aluminum  
6063-T5 mill finish
- Blade:** 0.081 thick extruded aluminum  
6063-T5 mill finish
- Blade Spacing:** Approximately 3-1/4" center to center  
(except at head and sills)
- Fasteners:** 10" x 3/4" tek screws
- Blade Angle:** 33°
- Min. Height:** 8"
- Max. Single Sec.:** Consult factory for maximum size
- Screen:** Bird screen 1/2"x1/2" galvanized steel

### OPTIONS

- Insect Screen 1/16" x 1/16" mesh aluminum
- Bird Screen 1/2" x 1/2" aluminum

- Finish:** Clear Anodized
- Bronze Anodized
- Powder Coat Paint
- Baked Enamel Paint



### HORIZONTAL SECTION

